

Special Health Care District Board of Directors Meeting

Wednesday, February 22, 2017

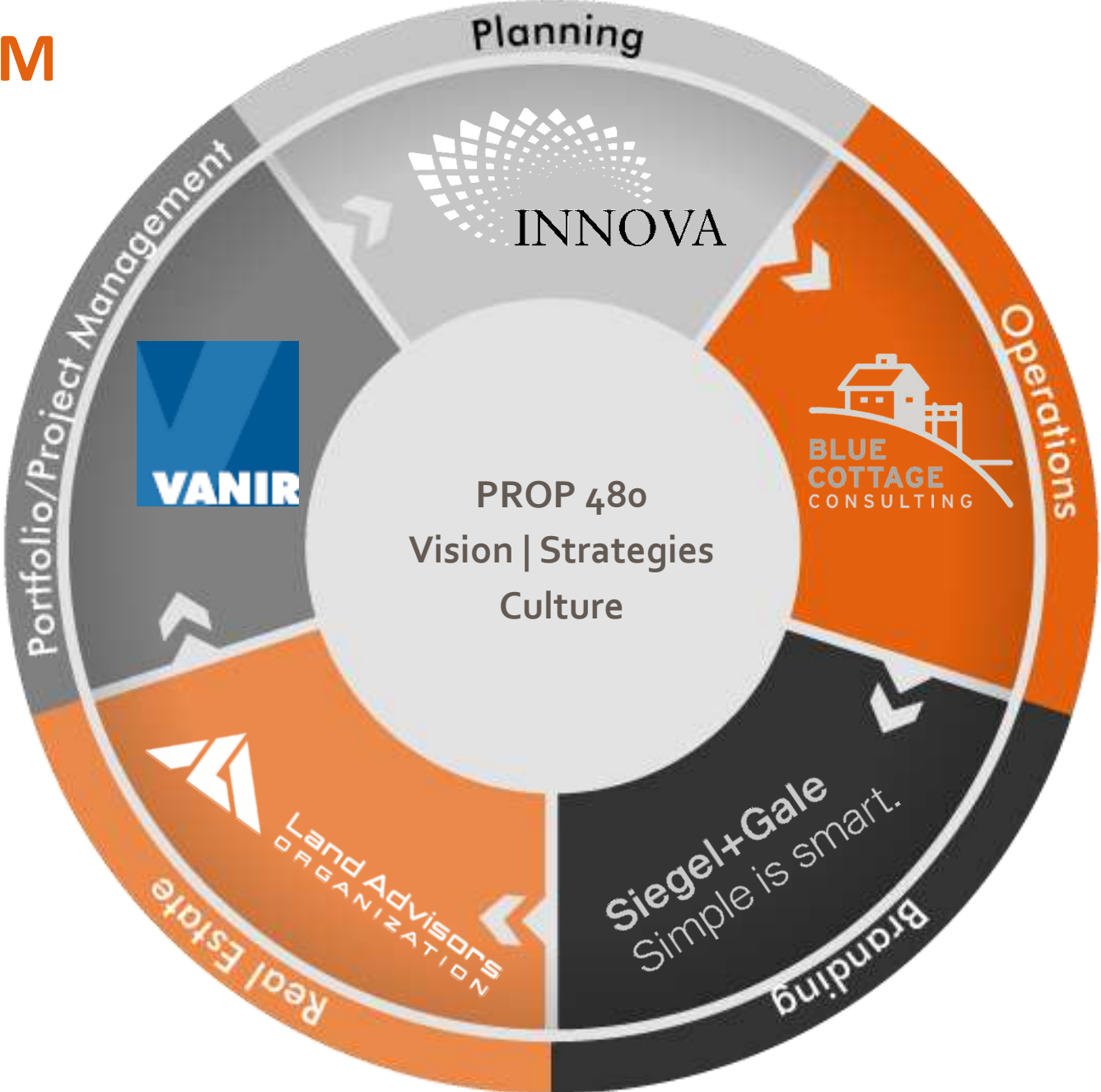


An aerial photograph of a city, likely Phoenix, Arizona, showing a dense urban area with various buildings and parking lots. In the background, there are prominent brown mountains under a clear blue sky. The text is overlaid on the top left portion of the image.

Integrated Project Management Office

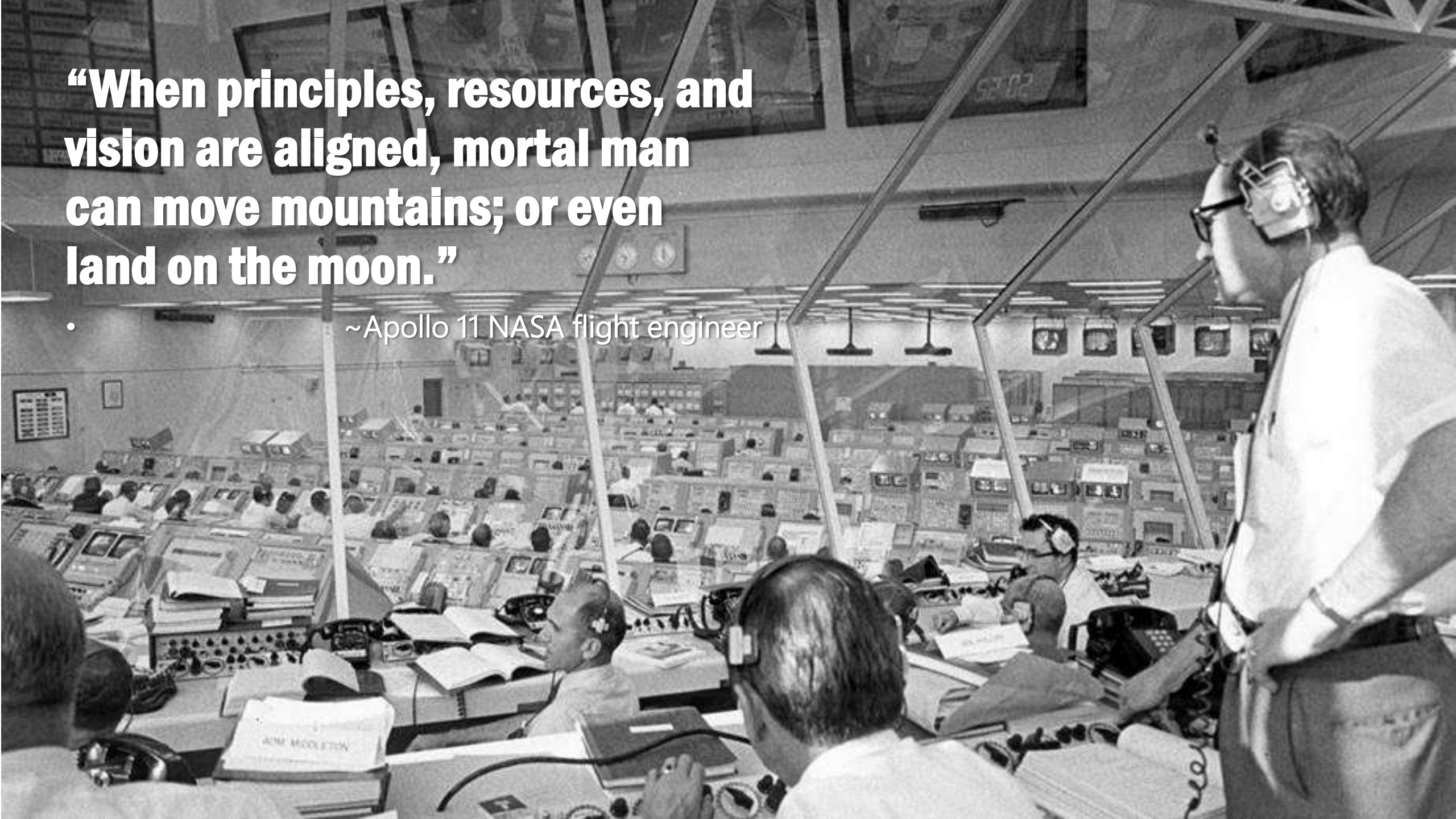
Reinventing the Safety Net Health System

IPMO CORE TEAM



“When principles, resources, and vision are aligned, mortal man can move mountains; or even land on the moon.”

• ~Apollo 11 NASA flight engineer



IPMO FOUNDATIONAL CONCEPTS

Speed to Market

An icon consisting of three horizontal lines on the left and a large arrow pointing to the right on the right.

Operations and Patient-Focused Planning

An icon of a clipboard with a checklist and a pencil.

Community Engagement

An icon showing the silhouettes of three people standing side-by-side.

Comprehensive Plan

An icon of a target with an arrow hitting the bullseye.

Maximize Bond Value

An icon of a piggy bank.

Contract Flexibility

An icon of two hands shaking in a firm grip.

Access to Care

An icon of a white plus sign inside a white circle.

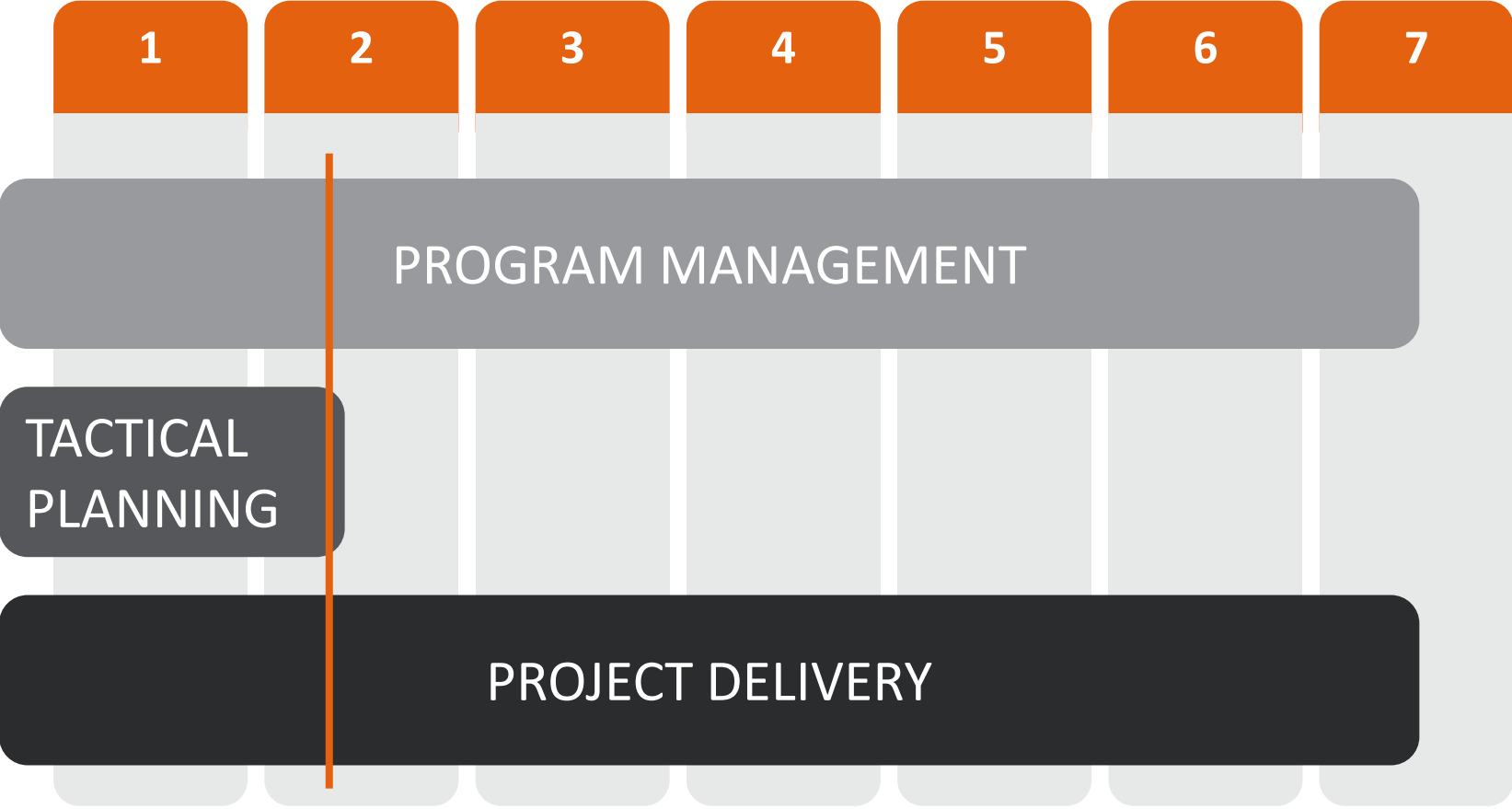
Systems Approach to Standardization

An icon of a bar chart with four bars of increasing height and an arrow pointing upwards.

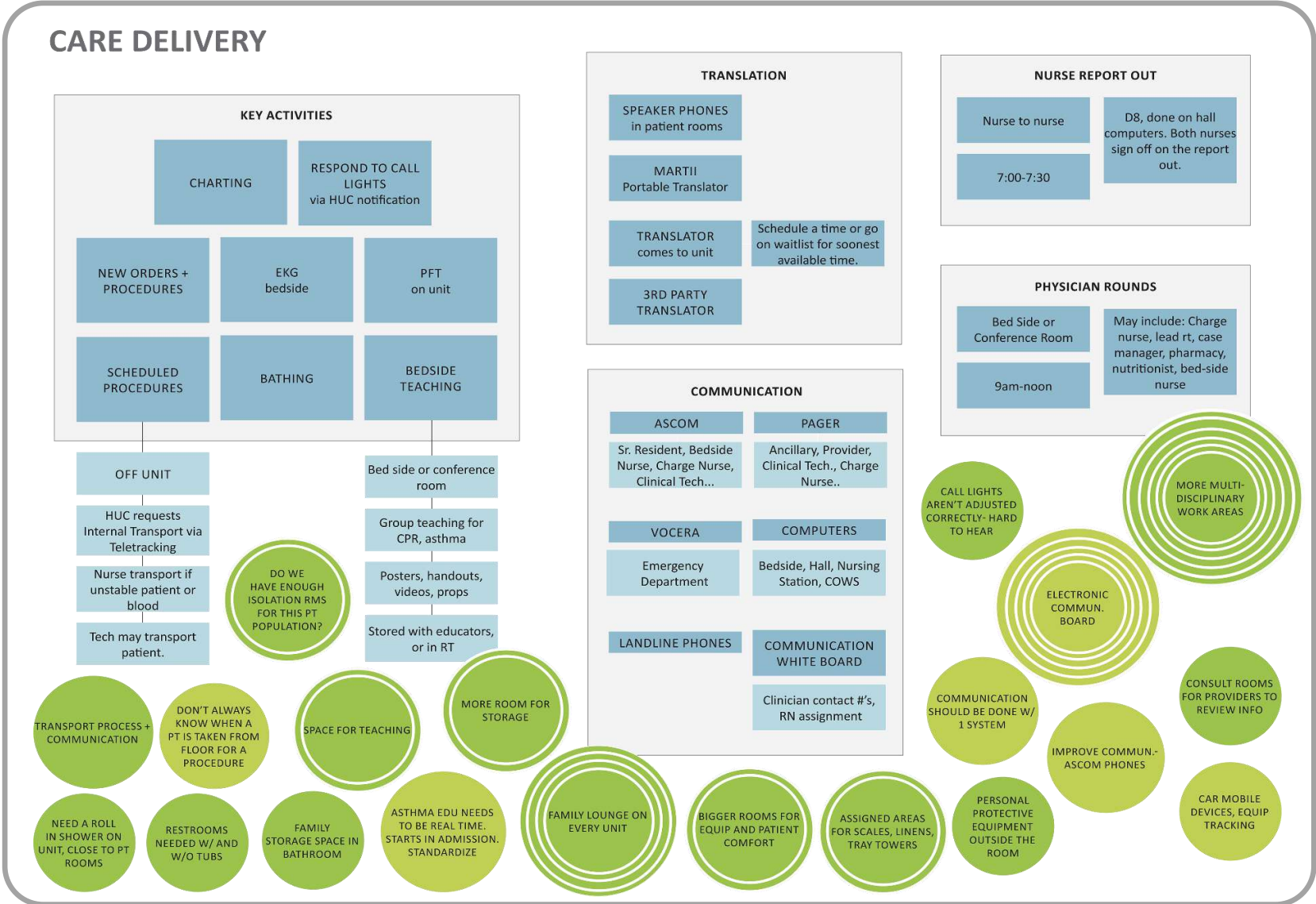
Renew the Brand

An icon of a circular arrow, representing a refresh or renewal.


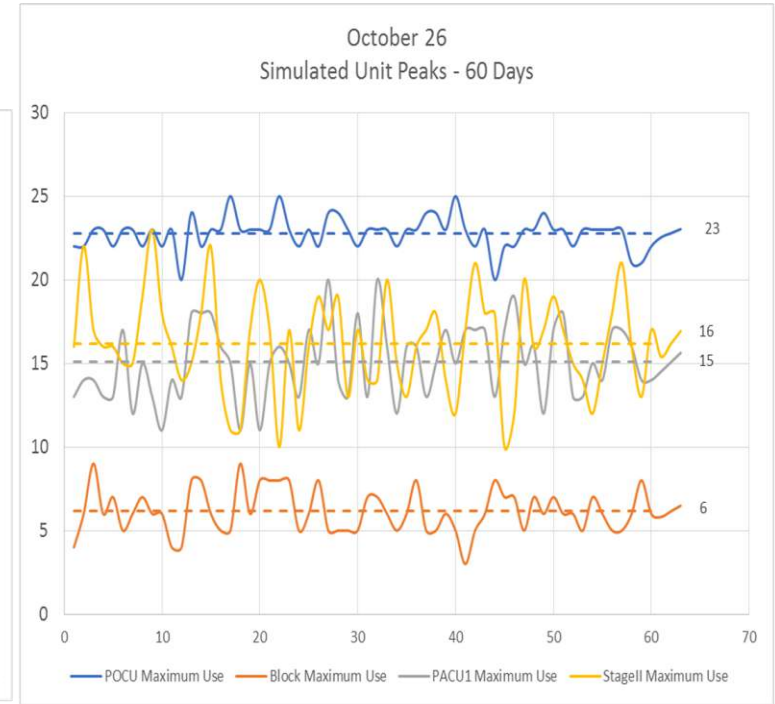
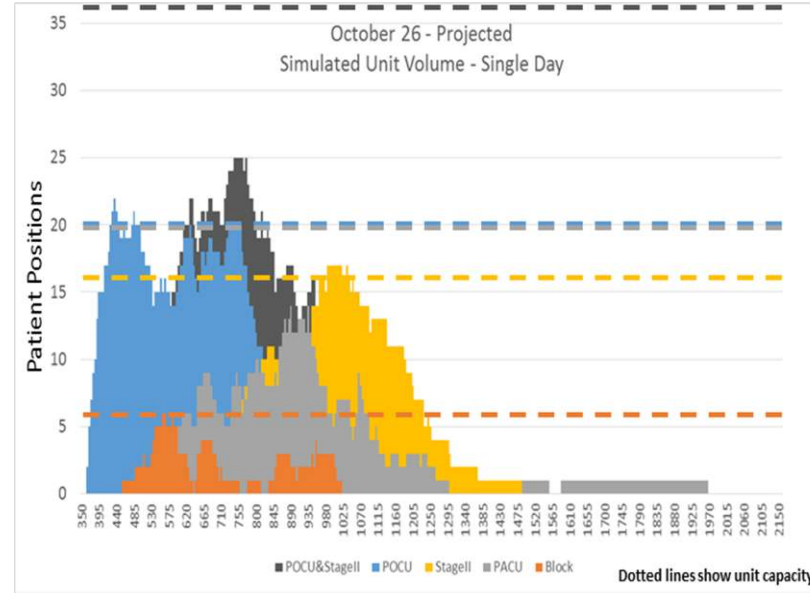
IPMO PROCESS



OPERATIONS: FUTURE STATE PRIORITIES



OPERATIONS: SPACE PLAN & PROGRAM



Proposed capacities would meet future demand on an average day similar to today's operations, with the ability to manage overages through FLEXING capacities.

POCU 23
BLOCK 6
PACU 15
STAGEII 16

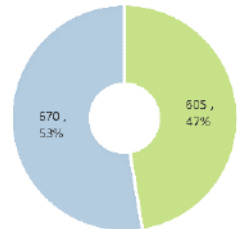
OPERATIONS: SPACE PLAN & PROGRAM



URGENT CARE CENTRE

ROOM/SPACE NAME	#	UNIT AREA NSF	UNIT AREA NSM	TOT AREA NSF	TOT AREA NSM	COMMENTS
56 Non-Clinical Support Areas						
57 Housekeeping Closet	1	50	4.6	50	4.6	
58 Lounge, Staff	1	120	11.1	120	11.1	
59 Locker Area	1	175	16.3	175	16.3	Allowance of 60 backpack-size lockers; Full (10 NSF), Half (5 NSF), Backpack (3.5 NSF), Purse (2 NSF)
60 Washrooms, Staff	4	65	6.0	260	24.2	
61 On-call Rooms	0	145	13.5	-	-	Not required per operational assumptions
62 Sub-Total				605	56.2	968 gross SF
63						
64 Administration Areas/Discharge						
65 Office, Medical Director	1	100	9.3	100	9.3	
66 Office, Nurse Manager	1	80	7.4	80	7.4	
67 Physician Workroom	1	150	13.9	150	13.9	3 physician workstations in a shared office
68 Multipurpose Staff Work Room	1	180	16.7	180	16.7	For conference and training
69 Consult Room	2	80	7.4	160	14.9	For conference and training
70 Discharge Area	0	130	12.1	-	-	Discharge from exam area
71 Sub-Total				670	62.2	1,072 gross SF

	SF	SM
74 Summary of Department Area		
75 Entry/Waiting/Intake	3,015	280.1
76 Patient Care Areas	7,892	733.2
77 Clinical Support Areas	1,362	126.5
78 Non-Clinical Support Areas	605	56.2
79 Administration Areas/Discharge	670	62.2
80		
81 Total Net Area (NSM)	13,544	1,258.3
82 Net to Gross Factor (NSM > DGSM)	1.60	1.60
83 Total Departmental Gross Area (DGSM)	21,670	2,013.2
84		



PROJECT DELIVERY





Q&A